



# CEO Data Quality Report

February 2012

ABC Canada Ltd.

John J. Johnson, President

Covers Reporting Number(s): 001, 002, 010, 111

## DEFICIENCY FEES

Fee Type	Feb 2012	Jan 2012	Dec 2011
LF	\$0.00	\$0.00	\$0.00
EC	\$3.75	\$40.50	\$0.25
OS	\$1.25	\$0.00	\$28.25
Other	\$0.00	\$0.00	\$124.00
<b>Total</b>	<b>\$5.00</b>	<b>\$40.50</b>	<b>\$152.50</b>

Amounts charged for Late Fee (LF), Error Correction Fee (EC), Outstanding Error Fee (OS), and Other fees.

## ISSUES

Plan	Feb 2012	Jan 2012	Dec 2011
Auto	5	6	2
CL	7	14	11

Number of Data Accuracy Issues outstanding in the Early Warning System.

## ESCALATIONS

Level	Feb 2012		Jan 2012		Dec 2011	
	Auto	CL	Auto	CL	Auto	CL
1	2	2	3	2	6	1
2	2	1	1	2	3	2
3	0	0	2	0	3	0

Number of open issues for each level:

Level 1 - outstanding issues 31-60 days old

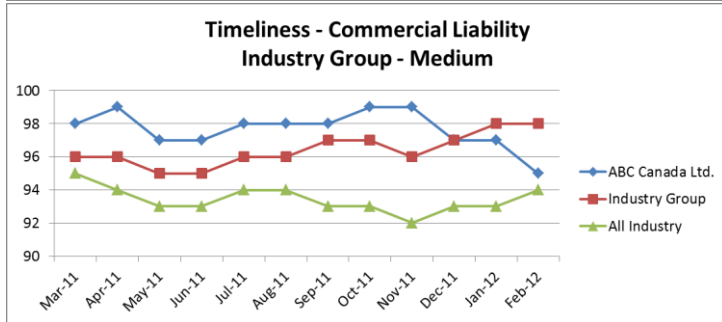
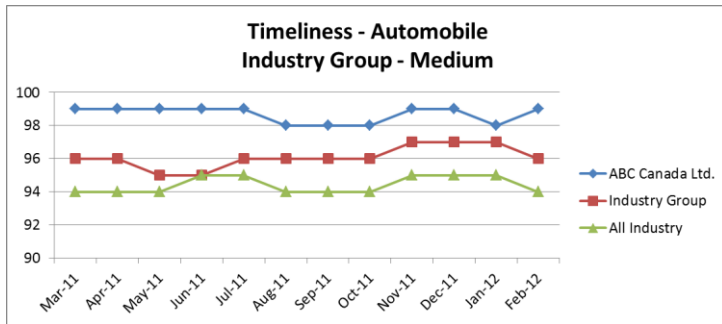
Level 2 - outstanding issues 61-90 days old

Level 3 - outstanding issues >=91 days old

## TIMELINESS OF SUBMISSIONS

Plan	Rank	Change in Rank	Feb 2012
Auto	2/17	↑1	95.00%
CL	8/14	↓5	99.00%

Percentage of monthly balances that were fully submitted and confirmed on time and ranked within the Industry Group.

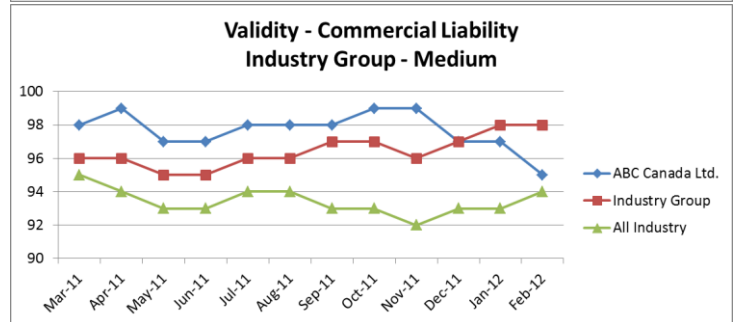
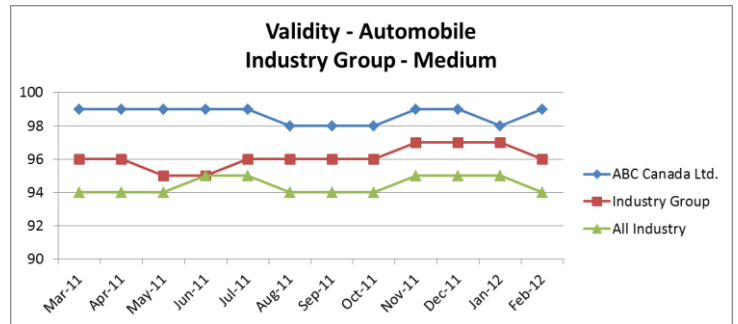


NOTE: As of January 1<sup>st</sup> 2012 the Automobile Industry Group changed from Small to Medium.

## VALIDITY OF SUBMISSIONS

Plan	Rank	Change in Rank	Feb 2012
Auto	3/17	↑1	95.00%
CL	8/14	↓5	99.00%

Percentage of data records submitted without errors and ranked within the Industry Group.



## CORRECTIONS AND OUTSTANDING ERRORS

Plan	Rank	Change in Rank	Total Outstanding Errors		Total New Errors	Total Corr. Errors	<=30 Days		31-90 Days		>=91 Days	
			Org.	Ind. Avg.			Corr.	Out.	Corr.	Out.	Corr.	Out.
Auto	1/17	↔0	3	11.52	10	8	5	2	1	1	2	0
CL	2/14	↔0	5	9.41	12	9	4	5	4	0	1	0

Shown are the corrections and outstanding errors for your organization compared to the industry and ranked within the Industry Group.

## COMMENT(S)



# CEO Data Quality Report

February 2012

ABC Canada Ltd.

John J. Johnson, President

Covers Reporting Number(s): 001, 002, 010, 111

COMPANY	DEFICIENCY FEES					ISSUES		ESCALATIONS					
	LF	EC	OS	Other	Total	Auto	CL	L1		L2		L3	
								Auto	CL	Auto	CL	Auto	CL
001	\$0.00	\$0.25	\$0.00	\$0.00	\$0.25	2	2	0	0	0	1	1	0
002	\$0.00	\$0.50	\$0.00	\$0.00	\$0.50	14	3	1	0	2	1	1	3
010	\$0.00	\$1.00	\$0.75	\$0.00	\$1.75	2	1	2	1	1	0	0	0
111	\$0.00	\$2.00	\$0.50	\$0.00	\$2.50	0	1	0	0	1	0	0	0
<b>Total</b>	\$0.00	\$3.75	\$1.25	\$0.00	\$37.71	18	7	3	1	4	2	2	3

## AUTO

COMPANY	GROUP (DWP)	TIMELINESS		VALIDITY		CORRECTIONS AND OUTSTANDING ERRORS			
		Rank	%	Rank	%	New	Corrected	Outstanding	Rank
001	Small	6/76	95.00%	6/76	95.00%	3	2	1	5/76
002	Small	6/76	95.00%	26/76	95.00%	1	0	2	22/76
010	Small	19/76	95.00%	33/76	95.00%	5	5	0	1/76
111	Medium	5/31	95.00%	2/31	95.00%	1	1	0	1/31

## CL

COMPANY	GROUP (DWP)	TIMELINESS		VALIDITY		CORRECTIONS AND OUTSTANDING ERRORS			
		Rank	%	Rank	%	New	Corrected	Outstanding	Rank
001	Small	3/50	95.00%	13/50	95.00%	4	1	2	20/50
002	Small	28/50	95.00%	45/50	95.00%	4	3	2	20/50
010	Small	13/50	95.00%	22/50	95.00%	3	0	0	1/50
111	Medium	1/16	95.00%	2/16	95.00%	1	5	1	4/16